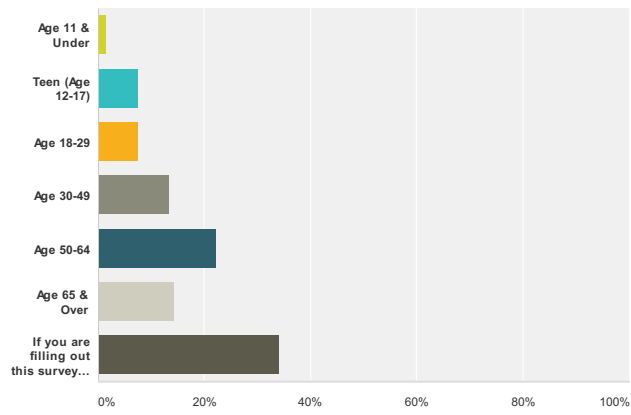


# MOFFAT LIBRARY COMMUNITY SURVEY

## Q1 What is your age? (Please check one )

Answered: 189 Skipped: 4



Answer Choices	Responses
Age 11 & Under	1.59% 3
Teen (Age 12-17)	7.41% 14
Age 18-29	7.41% 14
Age 30-49	13.23% 25
Age 50-64	22.22% 42
Age 65 & Over	14.29% 27
If you are filling out this survey on behalf of your entire household, please list total # of family members & ages:	33.86% 64
<b>Total</b>	<b>189</b>

# MOFFAT LIBRARY COMMUNITY SURVEY

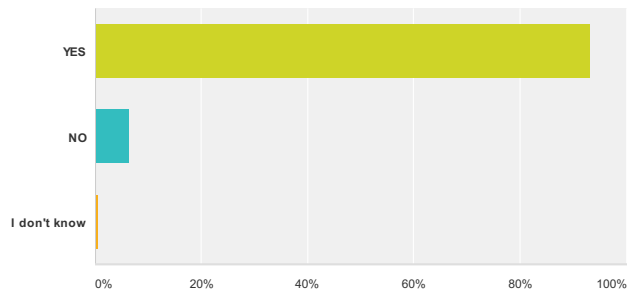
## Q2 What is your zip code?

Answered: 193 Skipped: 0

# MOFFAT LIBRARY COMMUNITY SURVEY

## Q3 Do you currently possess a Moffat Library card?

Answered: 188 Skipped: 5



Answer Choices	Responses	
YES	93.09%	175
NO	6.38%	12
I don't know	0.53%	1
<b>Total</b>		<b>188</b>

# MOFFAT LIBRARY COMMUNITY SURVEY

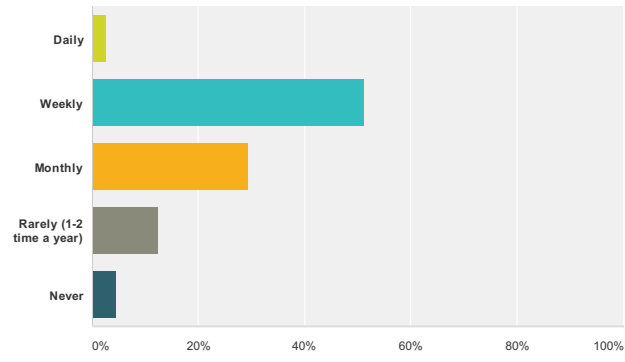
**Q4** If you are answering this survey on behalf of a business or organization, what is the primary business or service you provide?

Answered: 8 Skipped: 185

# MOFFAT LIBRARY COMMUNITY SURVEY

## Q5 How often do you visit the Moffat Library? (Please check one)

Answered: 180 Skipped: 13

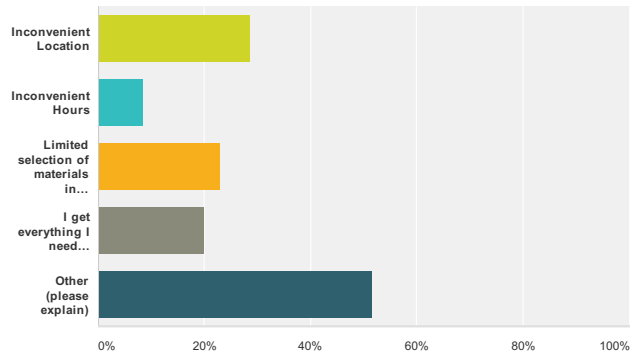


Answer Choices	Responses	
Daily	2.78%	5
Weekly	51.11%	92
Monthly	29.44%	53
Rarely (1-2 time a year)	12.22%	22
Never	4.44%	8
<b>Total</b>		<b>180</b>

# MOFFAT LIBRARY COMMUNITY SURVEY

**Q6 If you answered that you “Rarely” or “Never” visit the Moffat Library, why not? (Please check all that apply)**

Answered: 35 Skipped: 158

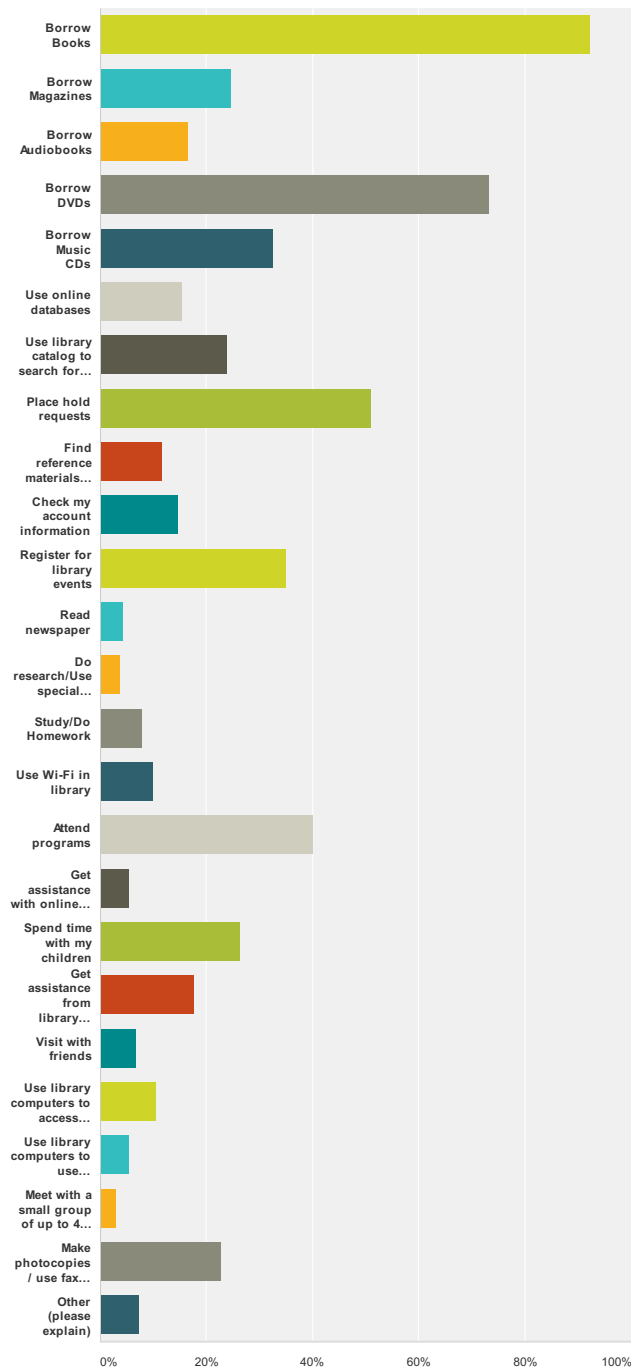


Answer Choices	Responses	
Inconvenient Location	28.57%	10
Inconvenient Hours	8.57%	3
Limited selection of materials in library	22.86%	8
I get every thing I need elsewhere	20%	7
Other (please explain)	51.43%	18
<b>Total Respondents: 35</b>		

# MOFFAT LIBRARY COMMUNITY SURVEY

Q7 If you use the library's services on a regular basis, what services do you utilize at the physical library building? (Please check all that apply)

Answered: 163 Skipped: 30



Answer Choices	Responses	Count
Borrow Books	92.02%	150
Borrow Magazines	24.54%	40
Borrow Audiobooks	16.56%	27
Borrow DVDs	73.01%	119
Borrow Music CDs	32.52%	53
Use online databases	15.34%	25
Use library catalog to search for library materials	23.93%	39
Place hold requests	50.92%	83
Find reference materials for school projects	11.66%	19
Check my account information	14.72%	24
Register for library events	34.97%	57
Read newspaper	4.29%	7
Do research/Use special collections	3.68%	6
Study/Do Homework	7.98%	13

# MOFFAT LIBRARY COMMUNITY SURVEY

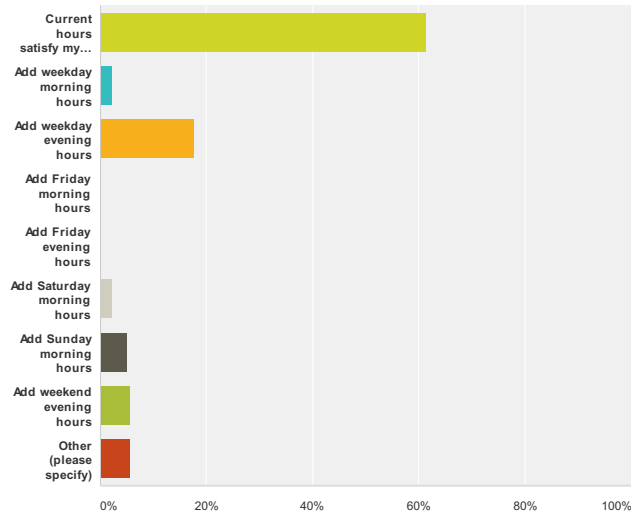
Use Wi-Fi in library	9.82%	16
Attend programs	39.88%	65
Get assistance with online resources (including e-books)	5.52%	9
Spend time with my children	26.38%	43
Get assistance from library staff for research or information	17.79%	29
Visit with friends	6.75%	11
Use library computers to access internet &/or email	10.43%	17
Use library computers to use Microsoft Office software (Word, Excel, PowerPoint, or Publisher)	5.52%	9
Meet with a small group of up to 4 people (ex: tutoring; work group; business meeting)	3.07%	5
Make photocopies / use fax machine / use Notary service	22.70%	37
Other (please explain)	7.36%	12
<b>Total Respondents: 163</b>		



# MOFFAT LIBRARY COMMUNITY SURVEY

**Q8 If library hours could be added, which of these would be your top priority? (Choose one only) (Current Hours: Mon-Thurs: 10 am – 7 pm | Fri: 10 am – 6 pm | Sat: 10 am – 5 pm | Sun: 12 – 5 pm)**

Answered: 175 Skipped: 18

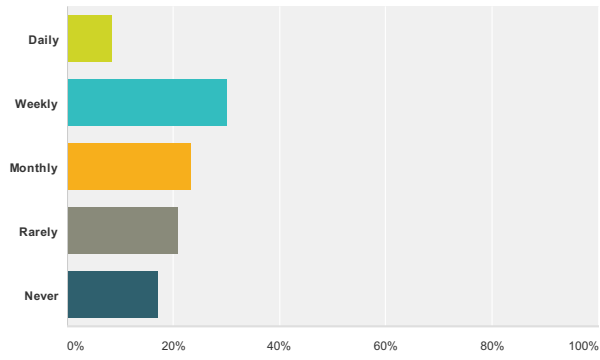


Answer Choices	Responses	
Current hours satisfy my needs	61.14%	107
Add weekday morning hours	2.29%	4
Add weekday evening hours	17.71%	31
Add Friday morning hours	0%	0
Add Friday evening hours	0%	0
Add Saturday morning hours	2.29%	4
Add Sunday morning hours	5.14%	9
Add weekend evening hours	5.71%	10
Other (please specify)	5.71%	10
<b>Total</b>		<b>175</b>

# MOFFAT LIBRARY COMMUNITY SURVEY

## Q9 How often do you visit the Moffat Library's website? (Check one)

Answered: 176 Skipped: 17

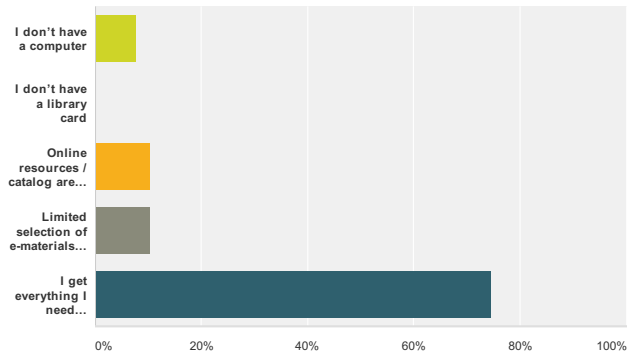


Answer Choices	Responses	
Daily	8.52%	15
Weekly	30.11%	53
Monthly	23.30%	41
Rarely	21.02%	37
Never	17.05%	30
<b>Total</b>		<b>176</b>

# MOFFAT LIBRARY COMMUNITY SURVEY

**Q10 If you answered that you “Rarely” or “Never” visit Moffat Library’s website, why not? (Please check all that apply)**

Answered: 39 Skipped: 154

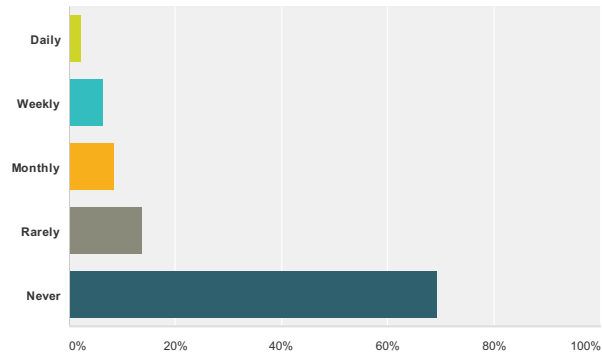


Answer Choices	Responses
I don't have a computer	7.69% 3
I don't have a library card	0% 0
Online resources / catalog are not user-friendly	10.26% 4
Limited selection of e-materials available	10.26% 4
I get every thing I need elsewhere	74.36% 29
<b>Total Respondents: 39</b>	

# MOFFAT LIBRARY COMMUNITY SURVEY

## Q11 How often do you visit Moffat Library's Facebook page? (Please check one)

Answered: 176 Skipped: 17

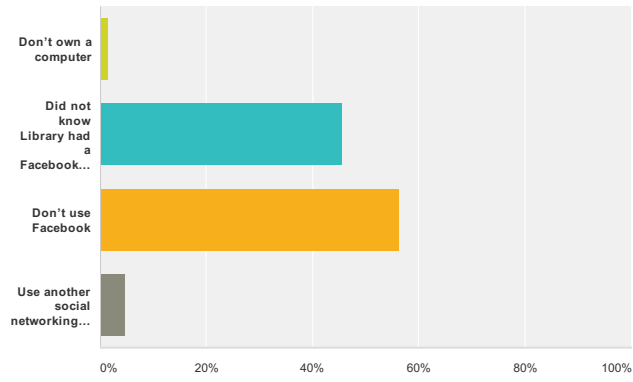


Answer Choices	Responses	
Daily	2.27%	4
Weekly	6.25%	11
Monthly	8.52%	15
Rarely	13.64%	24
Never	69.32%	122
<b>Total</b>		<b>176</b>

# MOFFAT LIBRARY COMMUNITY SURVEY

**Q12 If you answered that you “Never” visit Moffat Library’s Facebook page, why not? (Please check all that apply)**

Answered: 130 Skipped: 63

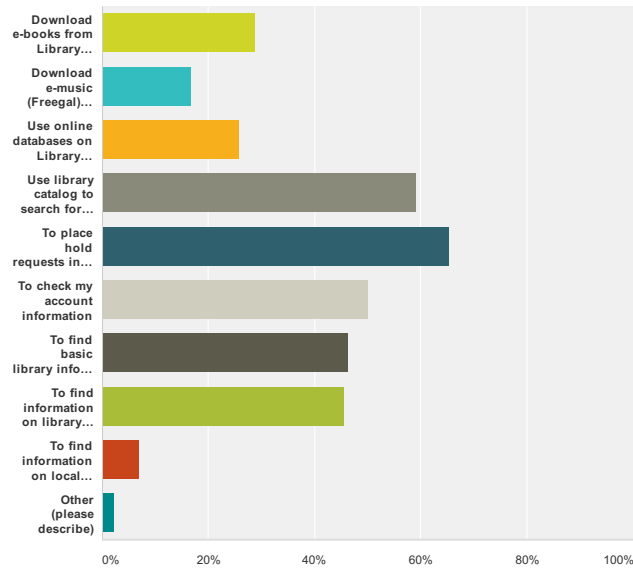


Answer Choices	Responses
Don't own a computer	1.54% 2
Did not know Library had a Facebook page	45.38% 59
Don't use Facebook	56.15% 73
Use another social networking site (Please list):	4.62% 6
<b>Total Respondents: 130</b>	

# MOFFAT LIBRARY COMMUNITY SURVEY

## Q13 What services (if any) do you utilize via the Moffat Library website? (Please check all that apply)

Answered: 132 Skipped: 61

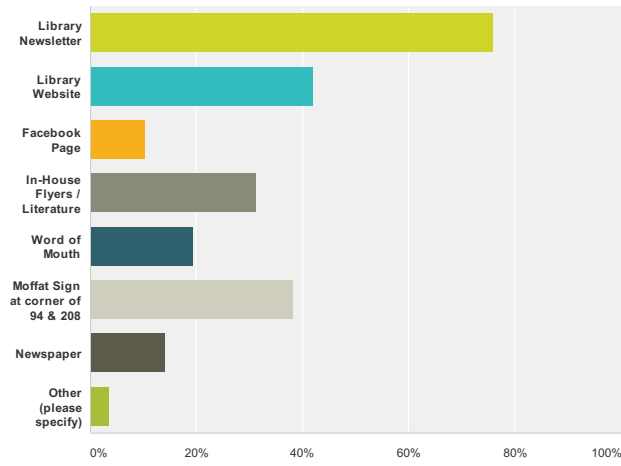


Answer Choices	Responses	Count
Download e-books from Library website	28.79%	38
Download e-music (Freemusic) from Library website	16.67%	22
Use online databases on Library website	25.76%	34
Use library catalog to search for library materials	59.09%	78
To place hold requests in library catalog	65.15%	86
To check my account information	50%	66
To find basic library info (hours, address, etc)	46.21%	61
To find information on library events	45.45%	60
To find information on local organizations/government	6.82%	9
Other (please describe)	2.27%	3
<b>Total Respondents: 132</b>		

# MOFFAT LIBRARY COMMUNITY SURVEY

## Q14 How do you find out about the Library programs & services? (Please check all that apply)

Answered: 176 Skipped: 17

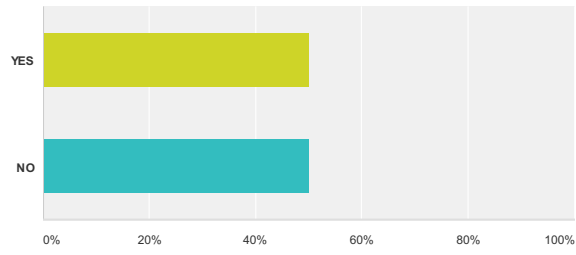


Answer Choices	Responses
Library Newsletter	75.57% 133
Library Website	42.05% 74
Facebook Page	10.23% 18
In-House Flyers / Literature	31.25% 55
Word of Mouth	19.32% 34
Moffat Sign at corner of 94 & 208	38.07% 67
Newspaper	14.20% 25
Other (please specify)	3.41% 6
<b>Total Respondents: 176</b>	

# MOFFAT LIBRARY COMMUNITY SURVEY

## Q15 Have you attended any Moffat Library programs in the past year?

Answered: 176 Skipped: 17



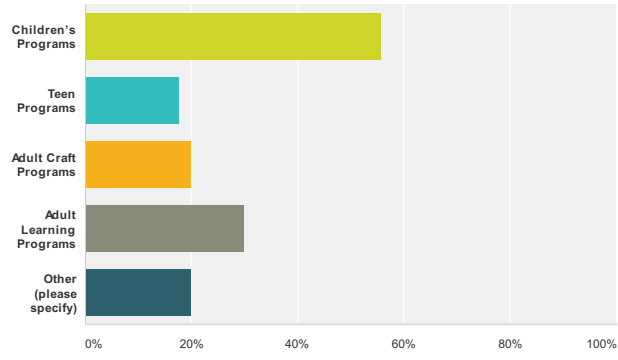
Answer Choices	Responses	
YES	50%	88
NO	50%	88
<b>Total</b>		<b>176</b>



# MOFFAT LIBRARY COMMUNITY SURVEY

## Q16 If you answered YES, what kinds of programs did you attend? (Please check all that apply)

Answered: 90 Skipped: 103



Answer Choices	Responses	Count
Children's Programs	55.56%	50
Teen Programs	17.78%	16
Adult Craft Programs	20%	18
Adult Learning Programs	30%	27
Other (please specify)	20%	18
<b>Total Respondents: 90</b>		

# MOFFAT LIBRARY COMMUNITY SURVEY

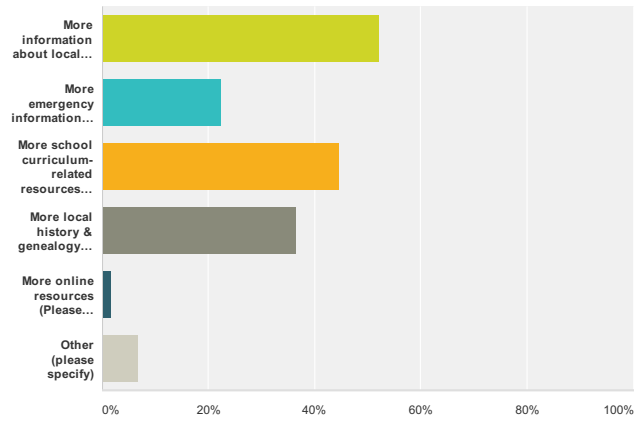
**Q17 Do you have suggestions on programs or types of programs that you would be interested in at the Moffat Library? (Please include age level)**

Answered: 61 Skipped: 132

# MOFFAT LIBRARY COMMUNITY SURVEY

## Q18 What kind of additional services could the Library provide which would be useful to you? (Please check all that apply)

Answered: 121 Skipped: 72



Answer Choices	Responses
More information about local community organizations and services	52.07% 63
More emergency information for residents	22.31% 27
More school curriculum-related resources for school-age children & teens	44.63% 54
More local history & genealogy materials	36.36% 44
More online resources (Please specify in Other field)	1.65% 2
Other (please specify)	6.61% 8
<b>Total Respondents: 121</b>	

# MOFFAT LIBRARY COMMUNITY SURVEY

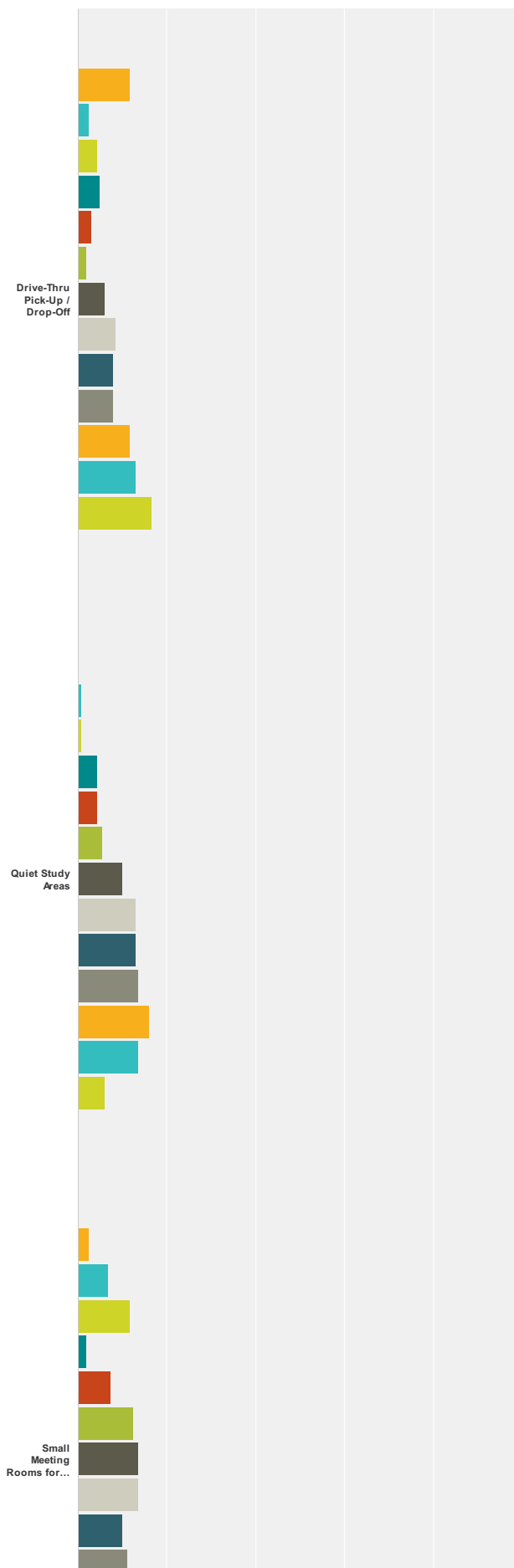
**Q19 Do you have any additional comments you'd like to share about library programs or services for the community? (Please specify)**

Answered: 41 Skipped: 152

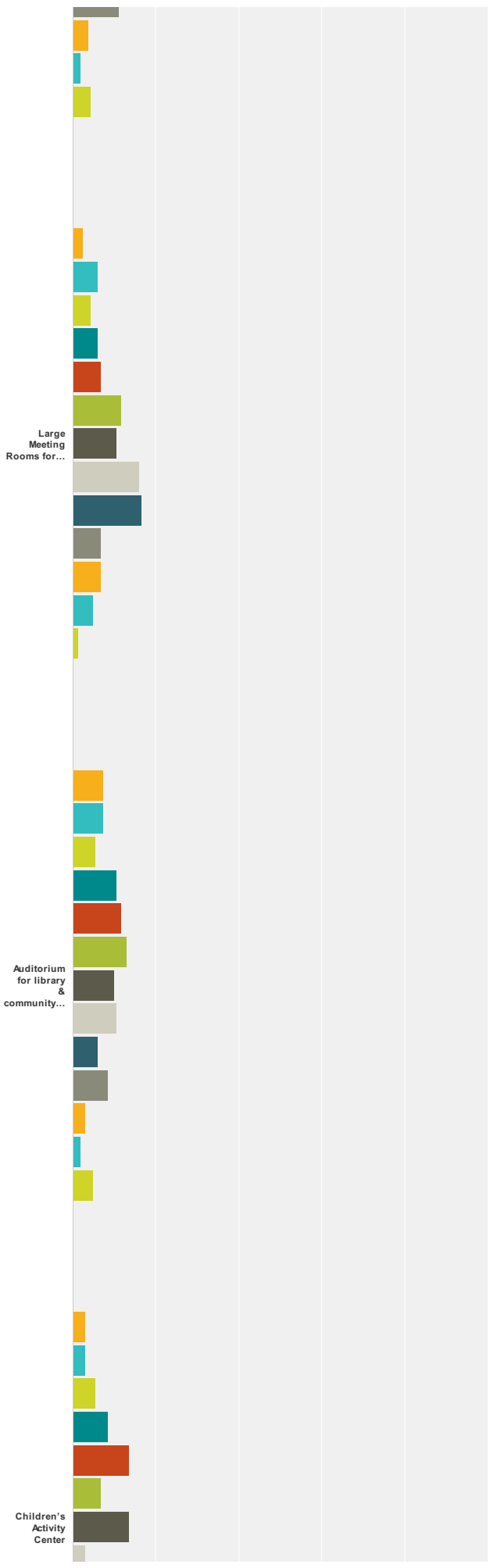
# MOFFAT LIBRARY COMMUNITY SURVEY

Q20 Please note your top priorities for what type of new spaces should be available at the renovated building. (with "1" being the MOST important & "13" being the LEAST important)

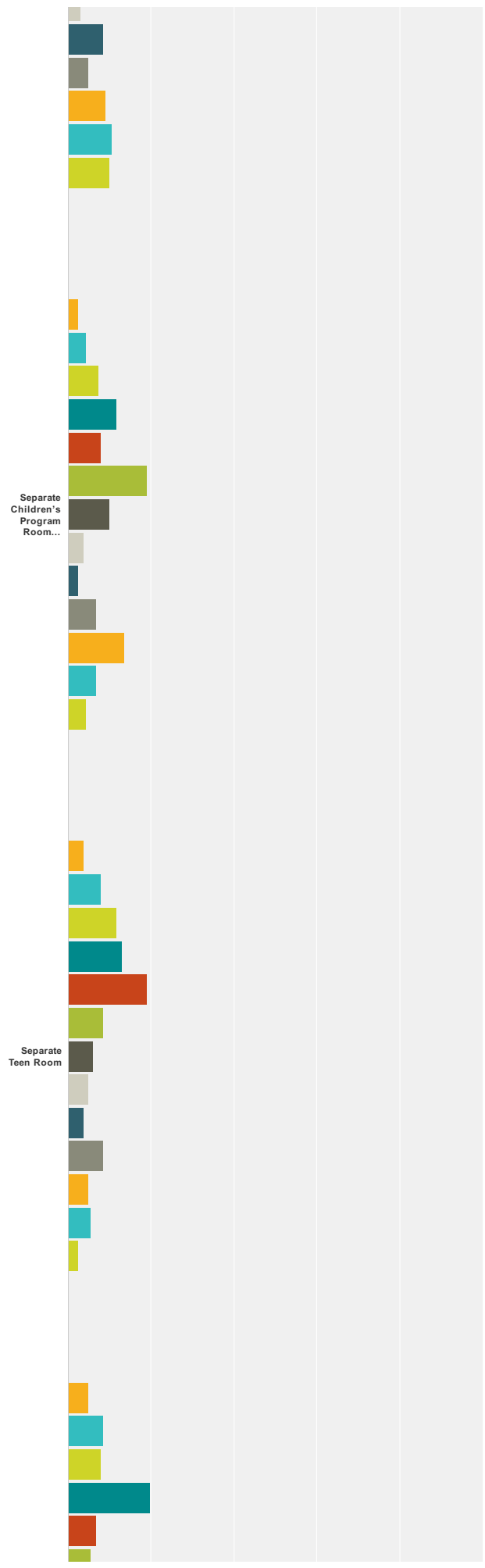
Answered: 163 Skipped: 30



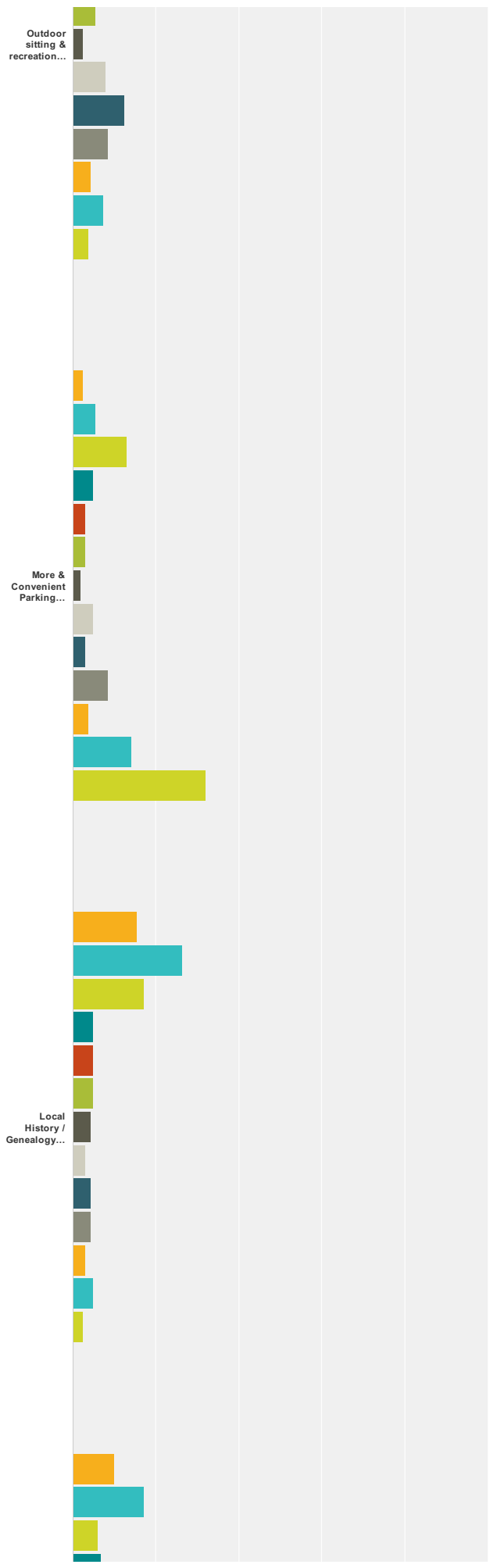
# MOFFAT LIBRARY COMMUNITY SURVEY



# MOFFAT LIBRARY COMMUNITY SURVEY

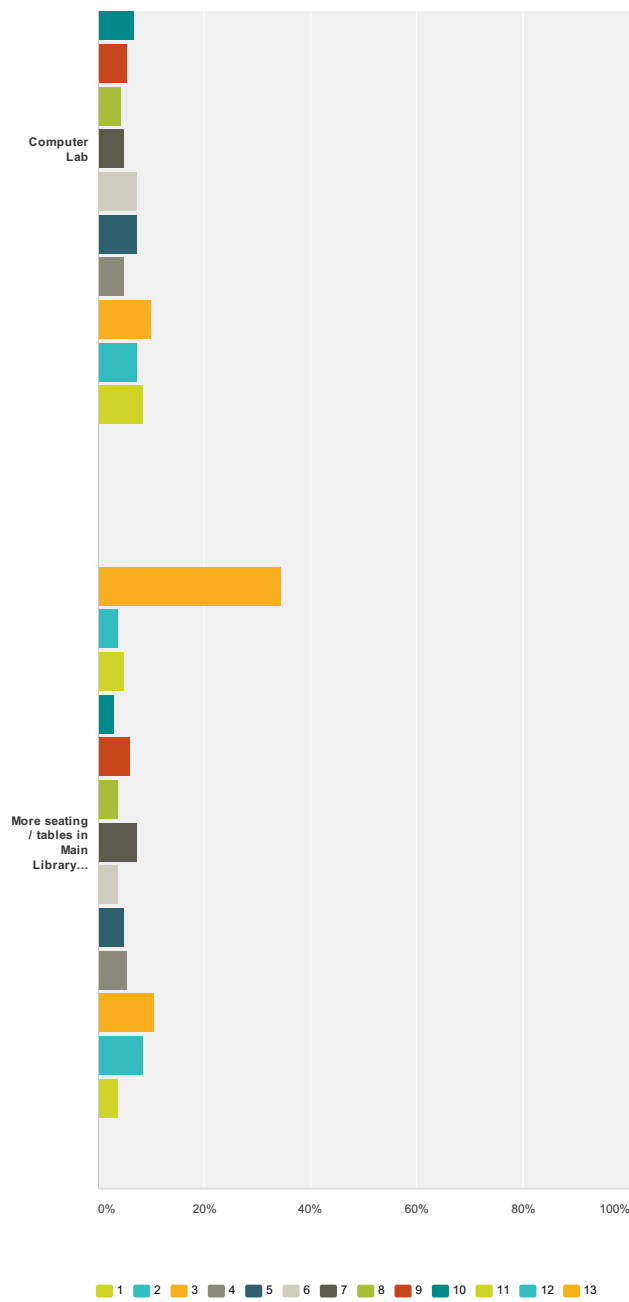


# MOFFAT LIBRARY COMMUNITY SURVEY





# MOFFAT LIBRARY COMMUNITY SURVEY

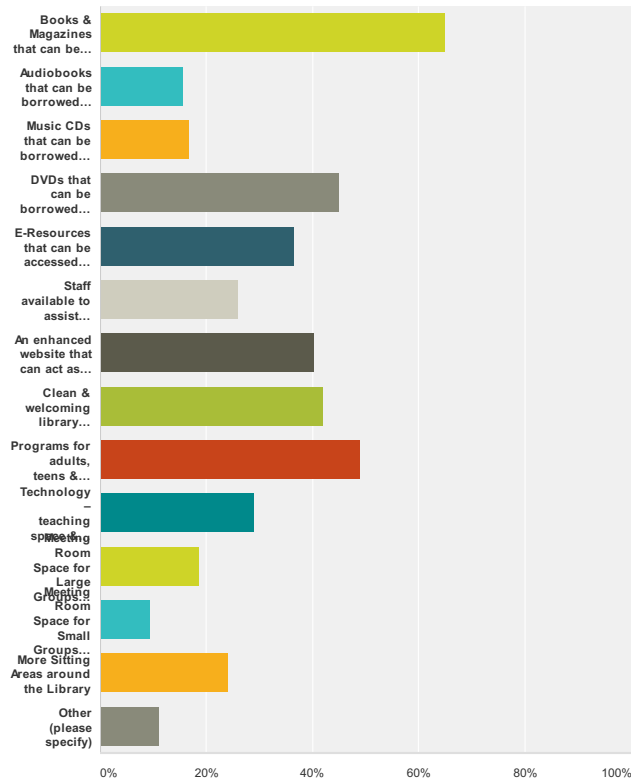


	1	2	3	4	5	6	7	8	9	10	11	12	13	Total	Average Ranking
Drive-Thru Pick-Up / Drop-Off	16.56% 27	12.88% 21	11.66% 19	7.98% 13	7.98% 13	8.59% 14	6.13% 10	1.84% 3	3.07% 5	4.91% 8	4.29% 7	2.45% 4	11.66% 19	163	8.37
Quiet Study Areas	6.13% 10	13.50% 22	15.95% 26	13.50% 22	12.88% 21	12.88% 21	9.82% 16	5.52% 9	4.29% 7	4.29% 7	0.61% 1	0.61% 1	0% 0	163	9.15
Small Meeting Rooms for community use (for 2-4 people)	4.29% 7	1.84% 3	3.68% 6	11.04% 18	9.82% 16	13.50% 22	13.50% 22	12.27% 20	7.36% 12	1.84% 3	11.66% 19	6.75% 11	2.45% 4	163	6.88
Large Meeting Rooms for library & community use (for 25-50 people)	1.23% 2	4.91% 8	6.75% 11	6.75% 11	16.56% 27	15.95% 26	10.43% 17	11.66% 19	6.75% 11	6.13% 10	4.29% 7	6.13% 10	2.45% 4	163	7.22
Auditorium for library & community use (for 51-100 people)	4.91% 8	1.84% 3	3.07% 5	8.59% 14	6.13% 10	10.43% 17	9.82% 16	12.88% 21	11.66% 19	10.43% 17	5.52% 9	7.36% 12	7.36% 12	163	6.29
Children's Activity Center	9.82% 16	10.43% 17	9.20% 15	4.91% 8	8.59% 14	3.07% 5	13.50% 22	6.75% 11	13.50% 22	8.59% 14	5.52% 9	3.07% 5	3.07% 5	163	7.67
Separate Children's Program Room (for up to 20 children)	4.29% 7	6.75% 11	13.50% 22	6.75% 11	2.45% 4	3.68% 6	9.82% 16	19.02% 31	7.98% 13	11.66% 19	7.36% 12	4.29% 7	2.45% 4	163	7.07
Separate Teen Room	2.45% 4	5.52% 9	4.91% 8	8.59% 14	3.68% 6	4.91% 8	6.13% 10	8.59% 14	19.02% 31	12.88% 21	11.66% 19	7.98% 13	3.68% 6	163	6.06
Outdoor sitting & recreation areas	3.68% 6	7.36% 12	4.29% 7	8.59% 14	12.27% 20	7.98% 13	2.45% 4	5.52% 9	6.75% 11	19.63% 32	7.98% 13	8.59% 14	4.91% 8	163	6.52
More & Convenient Parking Available	31.90% 52	14.11% 23	3.68% 6	8.59% 14	3.07% 5	4.91% 8	1.84% 3	3.07% 5	3.07% 5	4.91% 8	12.88% 21	5.52% 9	2.45% 4	163	8.96
Local History / Genealogy Center	2.45% 4	4.91% 8	3.07% 5	4.29% 7	4.29% 7	3.07% 5	4.29% 7	4.91% 8	4.91% 8	4.91% 8	17.18% 28	26.38% 43	15.34% 25	163	4.54
Computer Lab	8.59% 14	7.36% 12	9.82% 16	4.91% 8	7.36% 12	7.36% 12	4.91% 8	4.29% 7	5.52% 9	6.75% 11	6.13% 10	17.18% 28	9.82% 16	163	6.60
More seating / tables in Main Library Areas	3.68% 6	8.59% 14	10.43% 17	5.52% 9	4.91% 8	3.68% 6	7.36% 12	3.68% 6	6.13% 10	3.07% 5	4.91% 8	3.68% 6	34.36% 56	163	5.67

# MOFFAT LIBRARY COMMUNITY SURVEY

Q21 Overall, where would you most like the Library to focus its financial resources in the future? (Please choose up to 5 (five) items)

Answered: 162 Skipped: 31



Answer Choices	Responses
Books & Magazines that can be borrowed from Library	64.81% 105
Audiobooks that can be borrowed from Library	15.43% 25
Music CDs that can be borrowed from Library	16.67% 27
DVDs that can be borrowed from Library	45.06% 73
E-Resources that can be accessed 24/7 via the Library's website (ex: e-books, e-music, databases, etc)	36.42% 59
Staff available to assist library users (in person or online)	25.93% 42
An enhanced website that can act as the community "go-to" guide for our area	40.12% 65
Clean & welcoming library building	41.98% 68
Programs for adults, teens & children	48.77% 79
Technology – teaching space & resources	29.01% 47
Meeting Room Space for Large Groups (25+ people)	18.52% 30
Meeting Room Space for Small Groups (2-4 people)	9.26% 15
More Sitting Areas around the Library	24.07% 39
Other (please specify)	11.11% 18
<b>Total Respondents: 162</b>	

# MOFFAT LIBRARY COMMUNITY SURVEY

## Q22 Additional Comments (if any):

Answered: 24 Skipped: 169